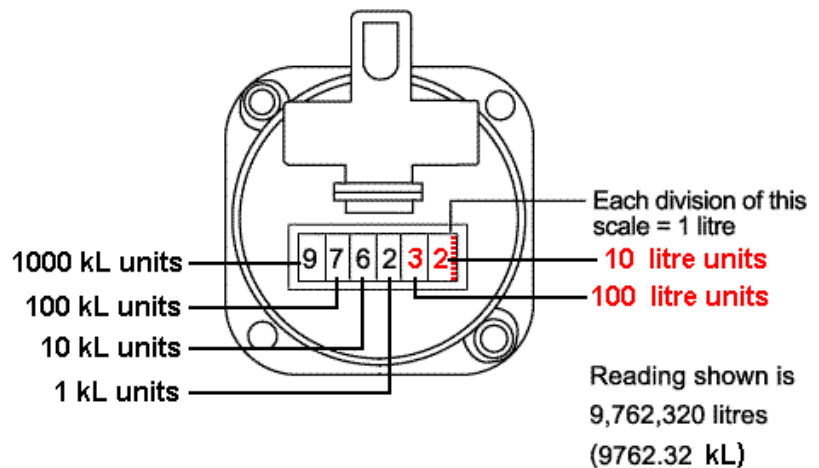

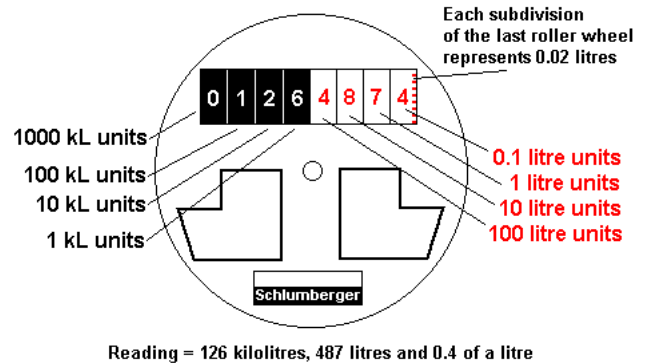


How to Read Your Water Meter

Strictly Confidential

The following diagrams are of the most common domestic meters. They show exactly how your water consumption is recorded in kilolitres and litres. A kilolitre is 1000 litres.



You need to be able to read your water meter so that you can check now and then to see if you have any leaks in your plumbing. A leak on your property can waste thousands of litres of water, at considerable cost to you.

Checking for water leaks is simple. Last thing at night turn off all household and garden taps and record your meter reading.

First thing in the morning, before anyone uses any water, (including filling the jug or using the WC) read the meter again and record the reading. If there is a difference between the two readings, you likely have a leak.

As leaks only tend to get worse, it pays to get a plumber to fix any problem as soon as possible. **Phone SA Water 1300 650 950. www.SAWater.com.au**

For Tenants: Your Meter is usually read at beginning, during and end of tenancy. Charges are at the prescribed rate.

How To Read Your Water Meter100616

8396 1100

Clients for Generations

Apollo Investments (SA) Pty Ltd **abn** 70149986630
address: 928 North East Road, Modbury SA 5092
phone: 8396 1100 **fax:** 8396 3589 **rla**237921
email: admin@PlazaRealEstate.com.au
web: www.PlazaRealEstate.com.au